

Jodie's Sunbonnet Sue Rubber Duckie

The Basic Duckie



Combining the much-loved Sunbonnet Sue block with the smile-spreading Rubber Duckie, I present this series of applique blocks for you to make as-is, or as inspiration for your own Sunbonnet Sue Rubber Duckie characters.

The appliques include no seam allowances as I will use fusible web to make my blocks. Do add them if you plan to turn under the edges for hand or machine applique.

I designed the Duckie for a 9" x 12" block, so cut your background at least 9 1/2" x 12 1/2"

Please do feel free to share this pattern, keeping all of the info on it so your friends can find the rest of the series on my site.

Please send pictures of your blocks to jodie@jodieandcompany.com Have fun!!



The pattern is the reverse of the finished design, right facing, but will finish up left facing, just like the color graphic.




Jodie's Quilting Rubber Duckie available at:

For fusing instructions go to www.warmcompany.com/sasdir.html

©2008 Jodie and Company, Inc.

Please visit our web site: www.JodieandCompany.com

Jodie's Sunbonnet Sue Artist Rubber Duckie



Artist's Beret

Artist's Paint Palette
Sew buttons or fabric circles in
place for paint dabs and
finger hole.

Scarf

The pattern is the reverse of the finished design,
right facing, but will finish up left facing,
just like the color graphic.



Vest

Proclaim your love of quilting with
Jodie's Quilting Rubber Duckie
available at:
www.jodieandcompany.com

©2008 Jodie and Company, Inc.
Please visit our web site: www.JodieandCompany.com